

More Senior Summer "Gotta Dos"

- [] Secure a summer job
- [] Open a checking account near your campus, get a debit card
- [] Select a meal plan (mandatory if living on campus)
- [] If applicable, gather IEP/504 documents, and meet with disabilities office on campus
- [] Start shopping and packing! Use the list below for help!

TIP Save some money for college fun!

TIP Be sure what you pick is adjustable so you don't lose money!

FIRST SEMESTER PRIORITIES

Locate your campus health and academic help centers



Get involved with at least one campus activity



Meet with your academic advisor



Be wise with your time

The Ultimate College Packing List

Bath



- [] soap
- [] towels/wash cloths
- [] shampoo & conditioner
- [] lotion
- [] razor
- [] hairbrush/comb
- [] hair supplies
- [] hair dryer
- [] deodorant
- [] tweezers
- [] contact supplies
- [] toothbrush, toothpaste & floss
- [] mouthwash
- [] tissues
- [] nail clippers
- [] shower caddy
- [] bathrobe
- [] shower shoes

Dorm Room



- [] mattress cover*
- [] foam mattress pad*
- [] sheets*
- [] blanket*
- [] pillow
- [] bedspread
- [] area rug (if applicable)
- [] under-the-bed-storage
- [] bedside lamp
- [] fan
- [] alarm clock
- [] umbrella/raincoat
- [] posters/wall art
- [] storage crates

TIP *Check with school for size of bed

Household



- [] hangers
- [] removable wall hooks
- [] mirror
- [] laundry basket
- [] laundry detergent
- [] dryer sheets
- [] stain remover
- [] drying rack
- [] air freshener
- [] all purpose wipes
- [] trash bags
- [] wastebasket
- [] flashlight
- [] tool kit

Medicine Chest



- [] prescriptions
- [] bandages
- [] Neosporin
- [] thermometer
- [] cold medicine
- [] aspirin/ibuprofen
- [] vitamins
- [] lip balm
- [] sunscreen

School Supplies



- [] desk lamp
- [] pens/pencils
- [] pencil sharpener
- [] pencil cup holder
- [] markers/highlighters
- [] erasers
- [] notebooks
- [] notebook paper
- [] Post It Notes
- [] index cards
- [] paper clips
- [] rubber bands
- [] stapler
- [] staples
- [] scissors
- [] ruler
- [] hole punch
- [] bulletin board/push pins
- [] glue
- [] scotch tape
- [] duct tape
- [] tacky tape
- [] planner/calendar
- [] backpack

Personal Must-Haves



- [] IDs
- [] checkbook
- [] debit card/ATM card
- [] insurance cards
- [] key lanyard

Technology



- [] batteries
- [] chargers
- [] flash drive
- [] HDMI cable (if bringing a tv)
- [] Ethernet cable
- [] extension cords
- [] headphones
- [] surge protector

Kitchen

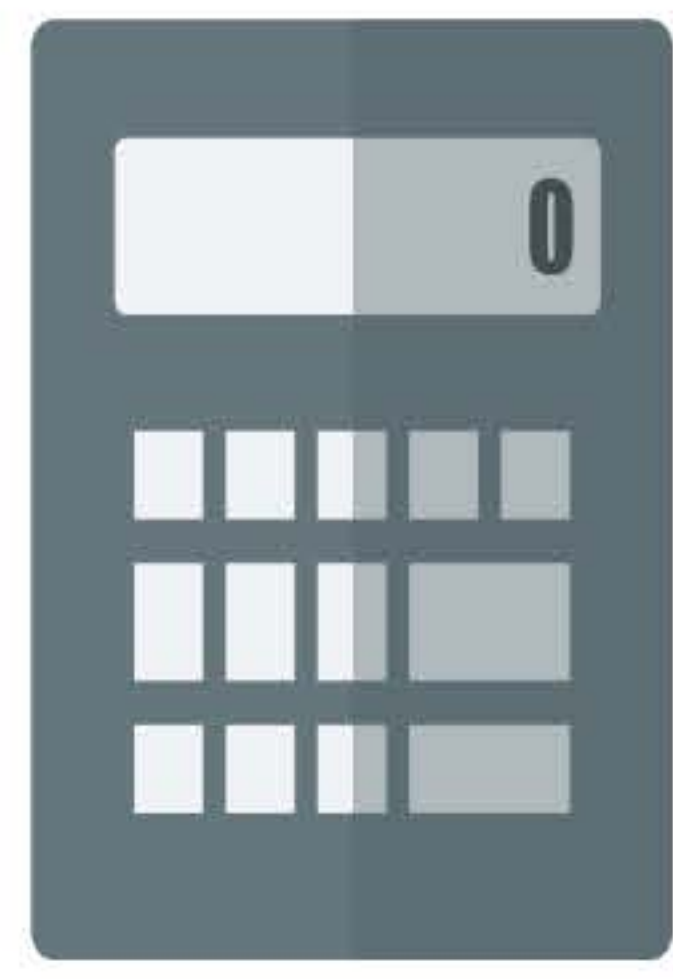


- [] mug
- [] plates/bowls
- [] cups
- [] water bottle
- [] utensils
- [] paper towels
- [] dish detergent
- [] sponge/scrubber
- [] zip bags
- [] snacks
- [] can opener
- [] microwave**
- [] small refrigerator**

TIP **Be sure to find out restrictions on mini fridge/microwave



Your SENIOR SUMMER "Gotta Do" Dozen



Stay in touch with A Call to College

TIP Summer hours are from 9am to 3pm or by appointment

We are located in the NHS HUB **TIP**

Finalize financial aid offer

TIP You don't have to accept the entire financial aid package!

Know when bills are due throughout the year! **TIP**

If required, complete financial aid verification


TIP Needs to be done before awards are accepted!

Complete loan forms

TIP This is done online and is required if you're accepting a Federal Direct Stafford Loan

Attend our summer workshop for help! **TIP**

June 20 @ 1:45pm or July 17 @ 5:45pm



Activate your college email account

TIP Log-in and check it regularly!

Choose housing if you won't be living at home


Attend freshman orientation

TIP Schedule this early and you may have better class options!

Check to see if you need to take placement tests before orientation! **TIP**

Send your final transcript

TIP Confirm that your school counselor has mailed it!



Chat with your roommate

Get college text books

TIP Investigate renting or buying used first!

Check out chegg.com and amazon.com! **TIP**

Check computer requirements

TIP Buy one or use computer labs on campus

If required, get a physical

